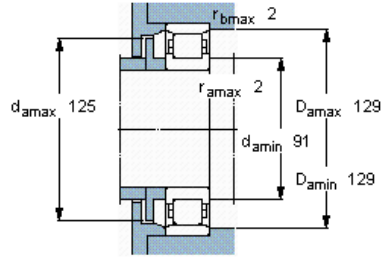
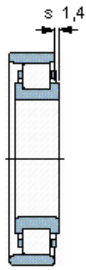
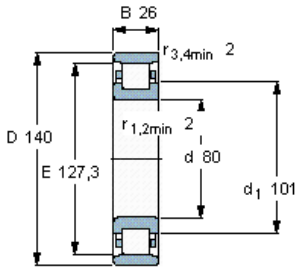


Cylindrical roller bearings, single row

Principal dimensions			Basic load ratings		Designation	Angle ring
d	D	B	dynamic C	static C0	<b>* SKF Explorer bearing</b>	Designation
mm			kN		-	-
<b>80</b>	140	26	160	166	N 216 ECP *	-



**Calculation factor**  
k<sub>r</sub> 0,15